


Host **A** **HIPPY-HOPPY** **TOAD**

storytime



BEFORE STARTING THE STORY

Hold up a copy of *A Hippy-Hoppy Toad* and give a sneak preview of the story. Tell them that this is a story about a tiny toad just minding his own business on a twig . . . until some other animals start to bother him and force him down the road.

AS YOU READ


Pause about halfway through your read-aloud to ask your storytime attendees if they notice anything about the words in the book. Explain that the book is filled with words that rhyme, or sound like each other—such as “air” and “stare” or “road” and “toad.” Ask your guests if they can think of other words that rhyme with toad. Some examples include *code*, *flowed*, *mode*, and *load*.

Consider exaggerating the sounds and actions called out in big letters throughout the story, such as “Snap!” and “Treeeee!” to break up the rhyme scheme and to call even more attention to the rhyming portions.

END THE STORYTIME

Ask your storytime attendees if they enjoyed the story. Are they interested in learning more facts about toads?

When you’re done, invite your storytime listeners to complete the activities in this brochure!



Art © 2018 by Anne Wilsdorf


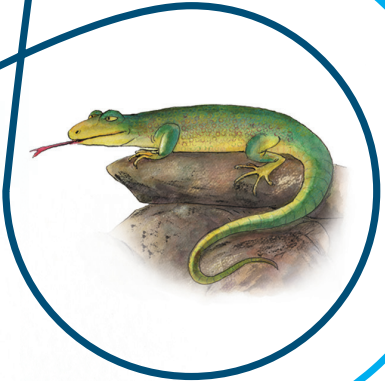


LINE MAZE

Past the flippy-floppy leaf, through the bunchy, crunchy leaves, down a dry, dusty road, round a fat, flat stone . . .



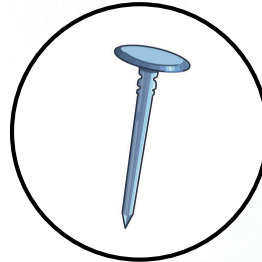

where will the hippy-hoppy toad land?

Follow the lines below with your finger to see which one takes the toad all the way through to the end of the page!



MATCHING ACTIVITY

Draw a line from the picture on the left to the picture that rhymes with it on the right.



CONNECT THE DOTS.

Puff! went the toad.

Follow the numbers below with a pencil, crayon, or marker to show how the toad puffs up his mouth when the dog comes near.

